

3-Wire Commercial String Light

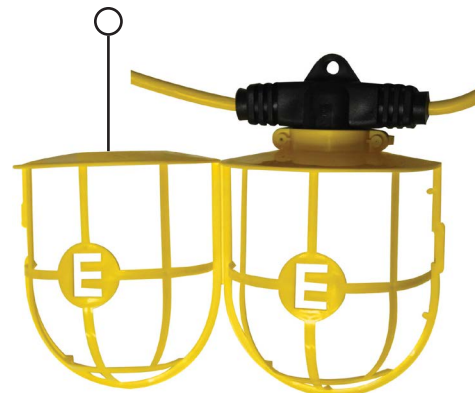


BUILT-IN HANGER FOR EASY
INSTALLATION WITH MESSENGER
CABLE OR HOOKS



FULL THREADED SCREWSHELL
TO ENSURE PROPER CONTACT

EASY RELAMPING WITH
NON-CONDUCTIVE,
SNAP-OPEN CAGE GUARD



Other Standard Features:

- UL or cULus listed
- Meets OSHA construction site requirements
- Meets NEC/CEC requirements for temporary lighting
- Designed for applications that require rapid set-up/tear-down and economical string lights
- Full threaded screw-shell to ensure proper contact
- Easy relamping with non-conductive, snap-open cage guard
- Built-in hanger for easy installation with messenger cable or hooks
- Standard models supplied with 15 Amp, 3-wire straight-blade (NEMA 5-15) plug and connector
- 14/3 & 12/3 cord types

Applications:

- Residential & commercial construction
- Outdoor lighting displays
- Scaffold lighting
- Backyard events
- Christmas tree farms
- Tent Lighting



LED BULBS AVAILABLE WITH
P/N: 143100-LED

Specifications:

Catalog Number	Length	Cable Gauge / Type / Voltage	Guard Number	# of Sockets	Socket Spacing	Max Watts per socket	Primary Plug	Secondary Connector	Listing
I4350	50 Ft.	14/3 SJTW 300 V	04202	5	10 ft. Centers	150 Watt	NEMA 5-15	NEMA 5-15	N/A
I4350-W	50 Ft.	14/3 SJTW 300 V	04202 + 211	5	10 ft. Centers	150 Watt	NEMA 5-15	NEMA 5-15	N/A
I4350-C	50 Ft.	14/3 SJTW 300 V	04202 + 212	5	10 ft. Centers	150 Watt	NEMA 5-15	NEMA 5-15	N/A
I43100	100 Ft.	14/3 SJTW 300 V	04202	10	10 ft. Centers	150 Watt	NEMA 5-15	NEMA 5-15	UL
I43100-LED ¹	100 Ft.	14/3 SJTW 300 V	04202	10	10 ft. Centers	150 Watt	NEMA 5-15	NEMA 5-15	UL
I43100-W	100 Ft.	14/3 SJTW 300 V	04202 + 211	10	10 ft. Centers	150 Watt	NEMA 5-15	NEMA 5-15	UL
I43100-C	100 Ft.	14/3 SJTW 300 V	04202 + 212	10	10 ft. Centers	150 Watt	NEMA 5-15	NEMA 5-15	UL
I2350STWY-IL	50 Ft.	12/3 STW 600 V	04202	5	10 ft. Centers	150 Watt	NEMA 5-15	NEMA 5-15	cULus
I2350STWY-IW	50 Ft.	12/3 STW 600 V	04202 + 211	5	10 ft. Centers	150 Watt	NEMA 5-15	NEMA 5-15	cULus
I2350STWY-IC	50 Ft.	12/3 STW 600 V	04202 + 212	5	10 ft. Centers	150 Watt	NEMA 5-15	NEMA 5-15	cULus
I23100STWY-IL	100 Ft.	12/3 STW 600 V	04202	10	10 ft. Centers	150 Watt	NEMA 5-15	NEMA 5-15	cULus
I23100STWY-IW	100 Ft.	12/3 STW 600 V	04202 + 211	10	10 ft. Centers	150 Watt	NEMA 5-15	NEMA 5-15	cULus
I23100STWY-IC	100 Ft.	12/3 STW 600 V	04202 + 212	10	10 ft. Centers	150 Watt	NEMA 5-15	NEMA 5-15	cULus

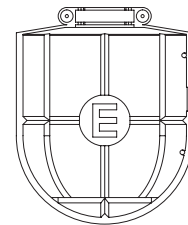
¹LED part numbers are shipped with box of LED bulbs



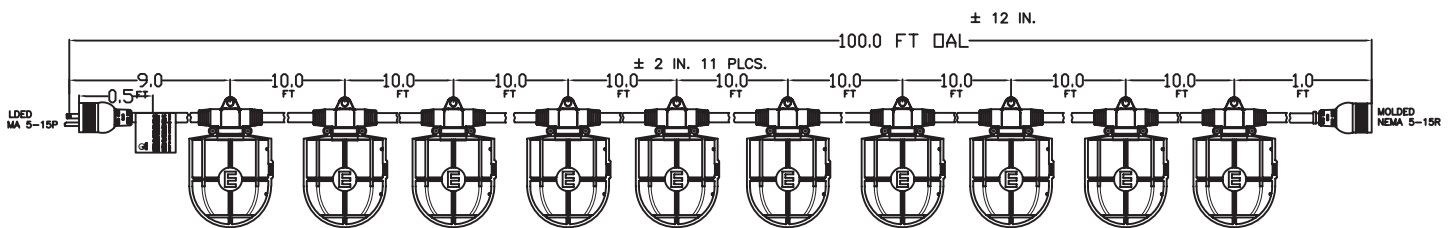
211



212



04202



Ericson Manufacturing Company
4323 Hamann Parkway
Willoughby, OH 44094, USA



1.800.374.2766
info@ericson.com
www.ericson.com
L1000749D